

Smart 4W TS

Water temperature control unit for industrial applications up to 90°C in the field of plastic injection moulding, chemical, pharmaceutical, cosmetics or steel.

Main features

- Pump works under pressure and reverse operation feature
- Solid State relays for heating
- Frontal cooler for solid state relays
- PID temperature control in cooling and heating process
- Hose breakage and leakage monitor
- Sensor failure monitor
- Automatic water filling
- Standard pump 60 l/m 3,8 bar
- Indirect cooling system
- Two independent solenoid valves one for cooling one for filling
- Entire cooling system, heaters, tank, process pipes and thermocouple in stainless steel
- Water level sensor through electrode
- Acoustic alarm
- Castors
- Pressure transducer
- Thermocouple in process return
- User friendly touch screen pcb card

Options

- Analogic Input/Output temperature 4...20mA / 0-10 volt
- Interface TTY 20mA, OPC UA, Profinet, RS 485, RS 232
- Multi polar connector for external signals
- Electronic flow measurement
- Pumps 60-70 lit/min 5,8 bar / 200 lit/min 5,8 bar
- Pump frequency converter
- Plate exchanger E5Tx20 - E5Tx40 - B12x30
- Manual mould drain
- Automatic mould drain

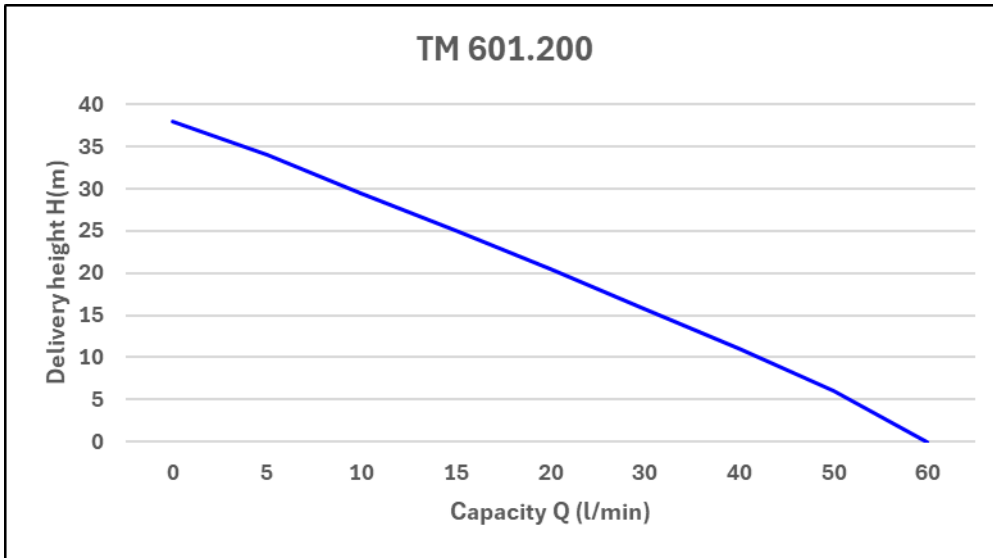


Technical datas

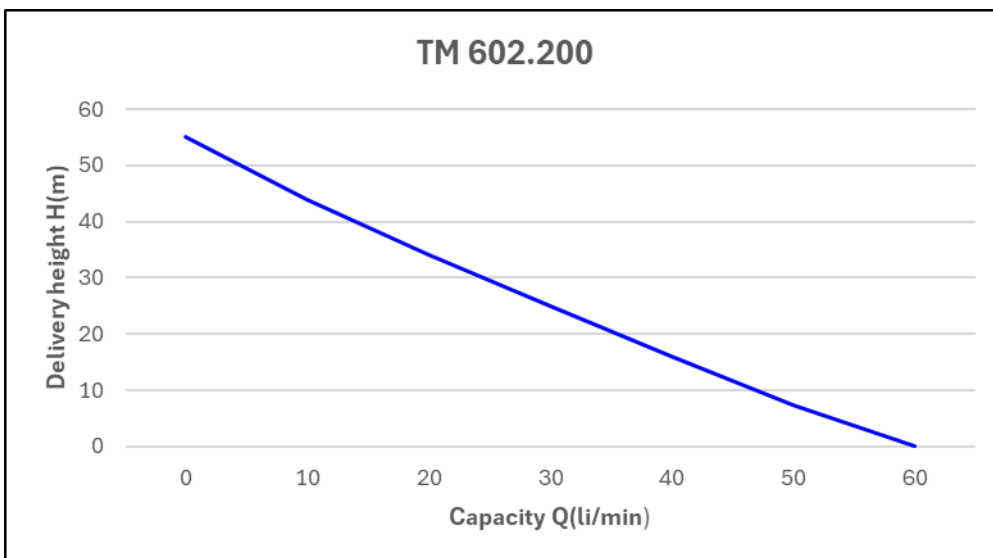
Model		SMART 4W TS
Fluid		Water
Maximum temperature		°C 90
PID temperature control heating / cooling		Yes
Solid state relays + frontal cooler		Yes
Heating power		Kw 18 – 24 - 30
Cooling power at 15°C	E5Tx10	65
	E5Tx20	90
	E5Tx40	120
	B12x30	155
Tank capacity		Lit. 35
Expansion volume		Lit. 11
Pump TM 601.200		Max.Flow 60 lit/min Max.Pressure 3,8 bar Motor power 0,5 kw
Pump TM 602.200 (option)		Max.Flow 60 lit/min Max.Pressure 5,8 bar Motor power 1 kw
Pump TM 701.200 (option)		Max.Flow 70 lit/min Max.Pressure 5,8 bar Motor power 1 kw
Pump T 2001.200 (option)		Max.Flow 200 lit/min Max.Pressure 5,8 bar Motor power 2,8 kw
Hydraulic process connections TM601-602-701		inlet / outlet 3/4"
Hydraulic cooling connections TM601-602-701		inlet / outlet 1/2"
Hydraulic process connections T2001		inlet / outlet 1 1/2"
Hydraulic cooling connections T2001		inlet / outlet 1"
PCB card		Touch screen TG 111
Thermocouple type		PT1000
Dimensions		mm 355 x 750 x 790h
Color		RAL 7016 - 7035
Max.electrical cabinet temperature		°C 40
Sound pressure level		db (A) < 70
Weight		kg 40
Voltage		400/3/50hz 480/3/60hz (option)

Pumps curves

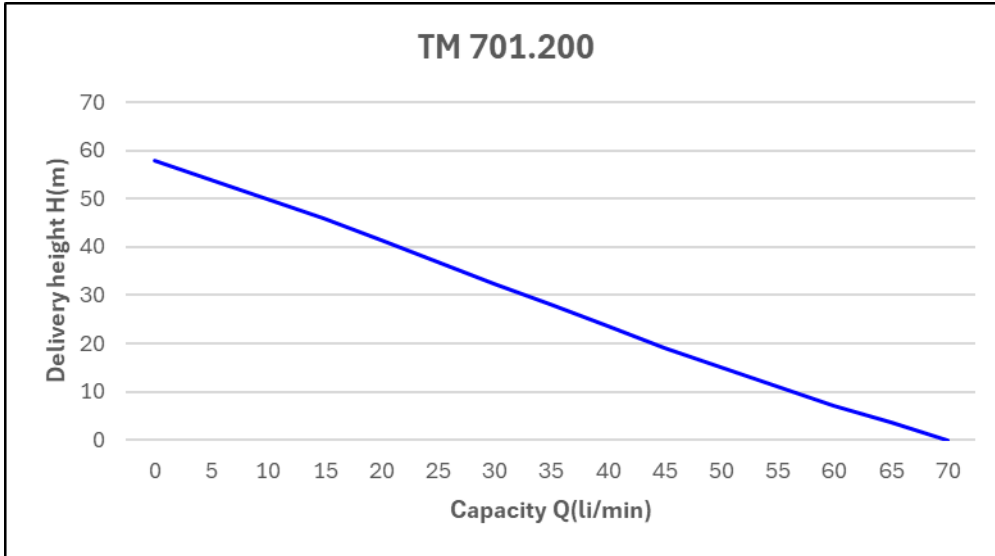
Standard pump



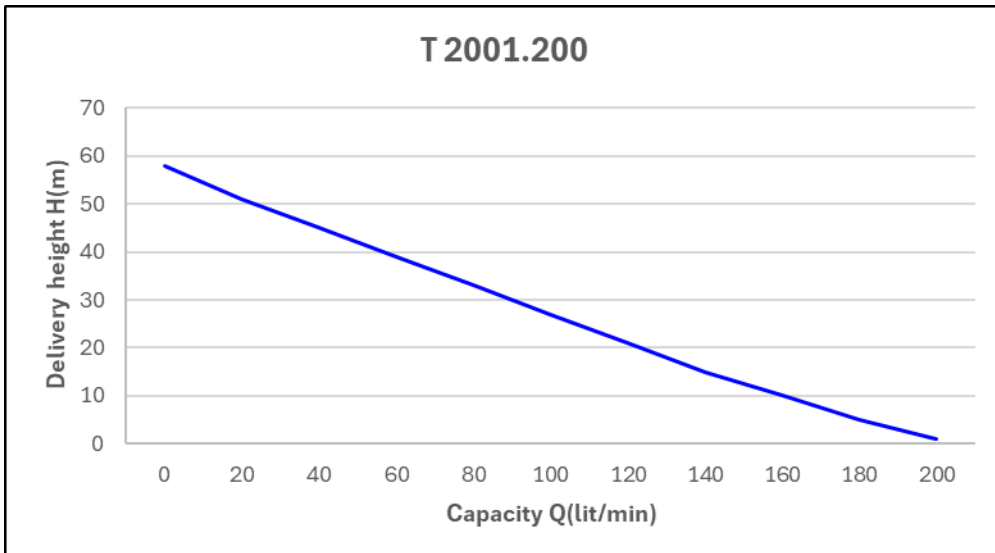
Optional pump



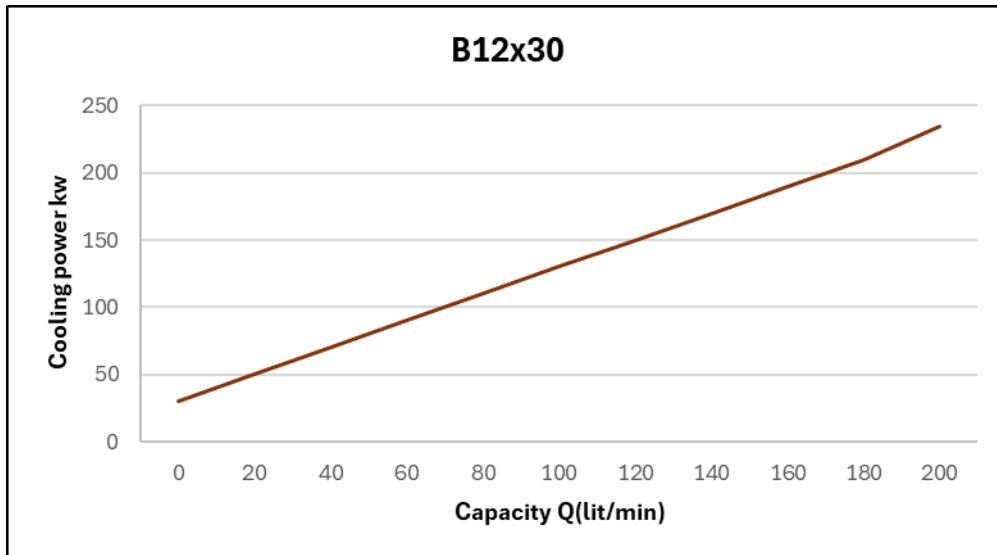
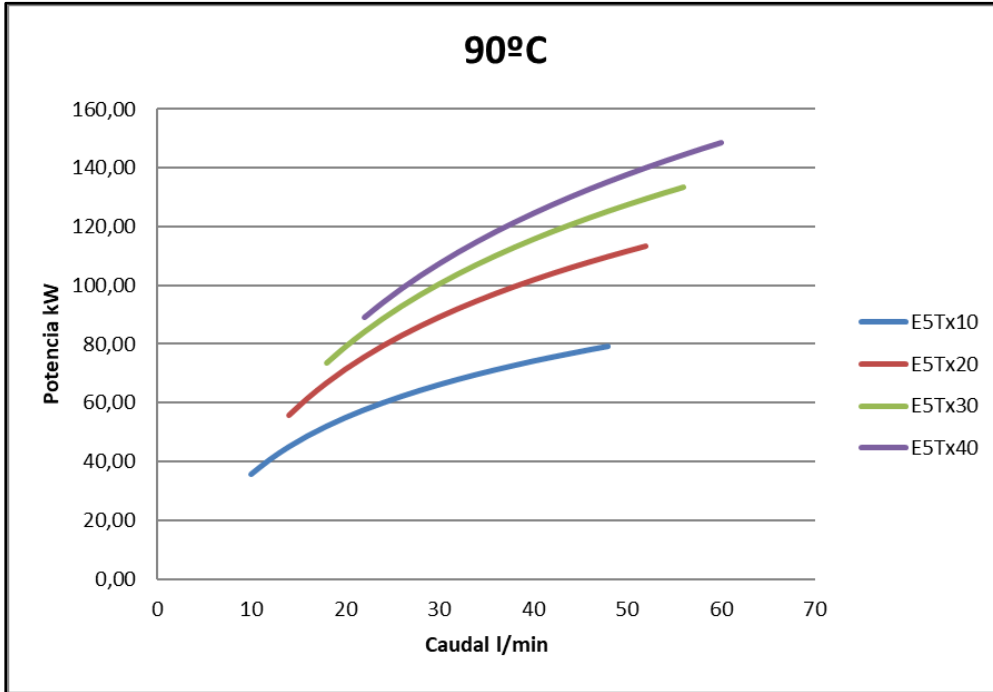
Optional pump



Optional pump



Cooling curves



E5Tx10 Standard plate exchanger

E5Tx20 Option

E5Tx40 Option

B12x30 Option (only for TCU's with T2001 pump)